

## ZDS 200W 尺寸图与性能表

### ZDS 200W DIMENSIONAL DRAWING & PERFORMANCE TABLE

#### 性能表 Performance Table (输入转速为3,000rpm时 When Input Speed Is 3000rpm)

额定输入 马达功率 Rated Input Motor	减速比 Reduction Ratio	型号 Model				输出轴 转速 Outout Shaft Speed (rpm)	额定输出 扭矩 Standard Output Torque (N.m)	瞬间最大 输出扭矩 Instantaneous Max.Output Torque (N.m)	容许径向 负荷 Permissible Radial Load (N)	容许轴向 负荷 Permissible Axial Load (N)	输入轴换算 内部惯性力矩 Of Input Shaftconversion Internal Moment Ofinertia ( $\times 10^{-4}$ kg.m <sup>2</sup> )	容许输出 扭矩 Permissible Output Torque (N.m)	瞬间最大容 许输出扭矩 Instantaneous max. Permissible Output Toque (N.m)
		机座号 Type No.	系列号 Model	减速比 Reduction Ratio	马达功率 Motor								
200W	1/3	70	ZDS	3	-200	1000	1.85	5.55	6000	3000	0.32	30	60
	1/4	70	ZDS	4	-200	750	2.46	7.38	6000	3000	0.2	40	80
	1/5	70	ZDS	5	-200	600	3.08	9.24	6000	3000	0.16	50	100
	1/8	70	ZDS	8	-200	375	4.92	14.67	6000	3000	0.12	37	74
	1/10	70	ZDS	10	-200	300	6.15	18.45	6000	3000	0.1	27	54
	1/12	70	ZDS	12	-200	250	7.23	21.69	6000	3000	0.22	68	136
	1/15	70	ZDS	15	-200	200	9.03	27.10	6000	3000	0.21	68	136
	1/16	70	ZDS	16	-200	187.5	9.64	28.91	6000	3000	0.2	77	154
	1/20	70	ZDS	20	-200	150	12.04	36.13	6000	3000	0.17	77	154
	1/25	70	ZDS	25	-200	120	15.05	45.15	6000	3000	0.16	68	136
	1/32	70	ZDS	32	-200	93.75	19.26	57.78	6000	3000	0.13	77	154
	1/40	70	ZDS	40	-200	75	24.07	72.22	6000	3000	0.13	68	136
	1/64	90	ZDS	64	-200	46.875	38.51	115.54	9000	4500	0.45	62	124
	1/100	115	ZDS	100	-200	30	57.61	172.83	12000	6000	1	125	250

注1) 安装基准系列(马达适用表记载系列以外的马达时, 每次都是与我们联系。(法兰尺寸可能不同)

注2) 输入轴换算惯性力矩仅为减速机的数值, 不包括马达的惯性力矩。

注3) 最高输入转速为5000rpm。正常情况下请转速控制在3000rpm以下。

注4) 容许径向负荷表示输出轴中央部位的值。

注5) 马达的安装顺序请参照P158。

注6) 输出轴旋转方向与马达输入旋转方向相同。

Note1) In case of attachment to a motor beyond the standard models(motor matching series), contact us. (How to measure dimensions of the flange may be changed in some cases.)

Note2) The moment of inertia of input shaft conversion is only gained from the reducer, so it does not include moment of inertia of the motor.

Note3) The max. input speed is 5000rpm, and usually set to 3000rpm or less.

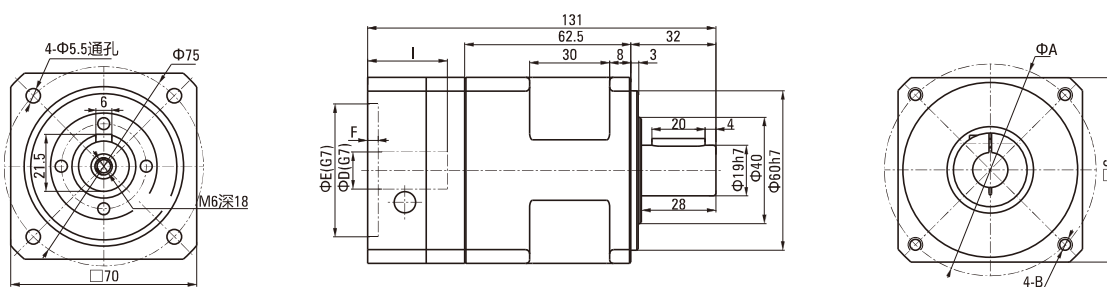
Note4) The permissible radial load is indicated on the center of the output shaft.

Note5) For motor assembly procedure, see 158 page.

Note6) Rotation of the output shaft is in the same direction as motor.

#### 尺寸图 Dimensional Drawing

● 70ZDS3-4-5-8-10-200



● 法兰部位详细尺寸表 Detailed Flange Dimensions Table

(单位Unit:mm)

马达种类 Motor Type	A	B	C	D	E	F	I
T1	70	M3深(depth)10	60	11	50	4	30
T2	70	M4深(depth)12	60	14	50	4	30
T3	70	M4深(depth)12	60	14	50	4	30

• T1~3的详细情况请参照P156

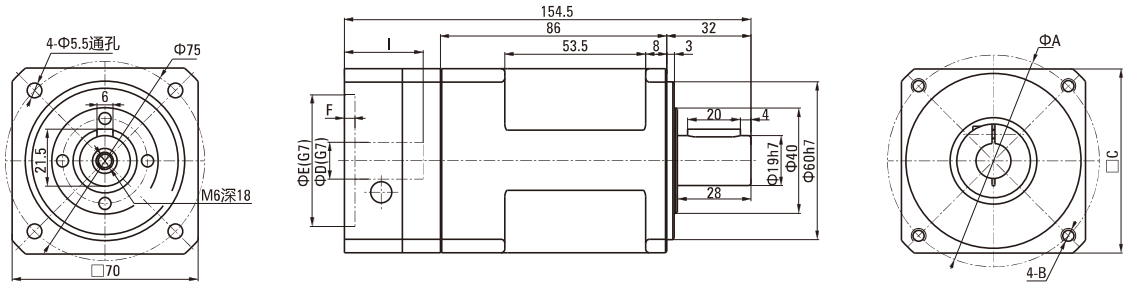
For details of T1~3, see 156 page

# ZDS 200W 尺寸图与性能表

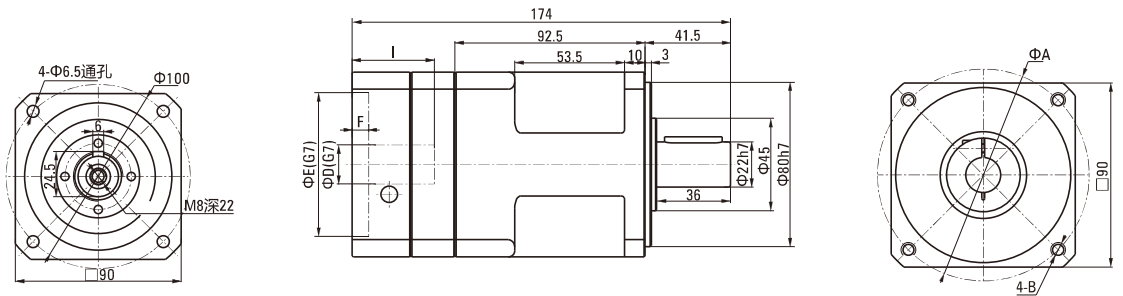
## ZDS 200W DIMENSIONAL DRAWING & PERFORMANCE TABLE

### 尺寸图 Dimensional Drawing

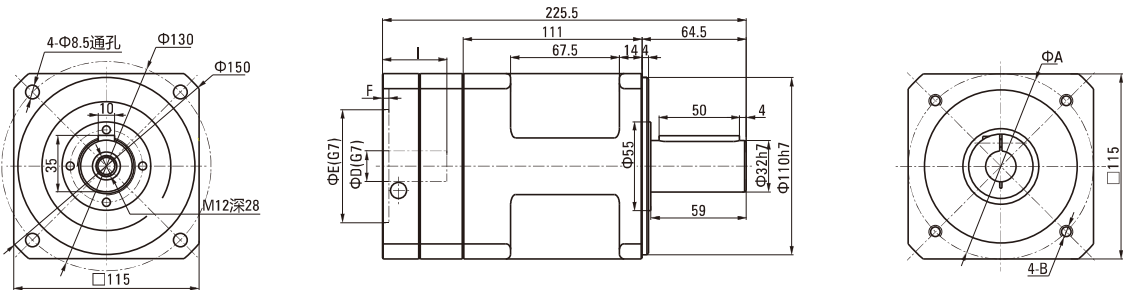
● 70ZDS12-15-16-20-25-32-40-200



● 90ZDS64-200



● 115ZDS100-200



● 法兰部位详细尺寸表 Detailed Flange Dimensions Table

(单位Unit:mm)

马达种类 Motor Type	A	B	C	D	E	F	I
T1	70	M4深(depth)10	60	11	50	4	30
T2	70	M5深(depth)12	60	14	50	4	30
T3	70	M5深(depth)12	60	14	50	4	30

• T1~3的详细情况请参照P.156

For details of T1~3, see 156 page