

无刷开门电机 BRUSHLESS DOOR MOTORS



产品特点 Product Characters

本产品采用DC无刷直流马达做运转主体，可更方便的与微电脑控制系统对接，更方便的与电脑控制系统配合实现自我监察，制定最佳运作模式，如速度、推动力、制动力等。产品具有：寿命长、噪声低、体积小、重量轻、适用范围广等优点；同时可满足客户对自动门升级的需要。

This product adopted PMDC brush motor as the main part of rotor. It can be matched with computer system of control. It can realise self-supervise through matching with computer, and you can set the best working model. Such as speed, impetus, resistant power and so on. It has characters of low noise, small volume, light, long life and wide use. Meanwhile, it can meet the customers' request of update.

电机性能参数 Motor Performance Paramters

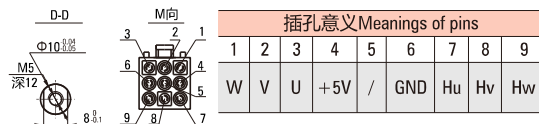
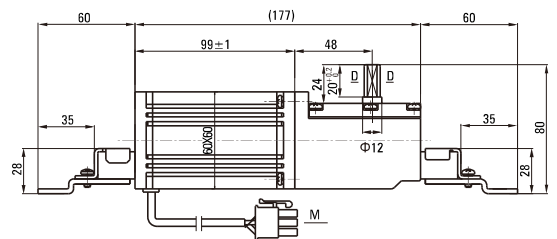
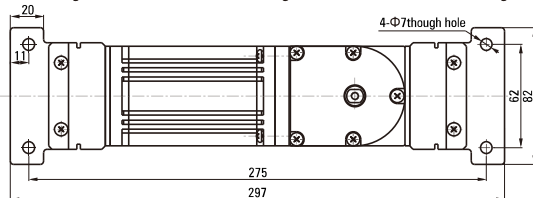
型号 Model	功率 Power W	电压 Voltage V	空载参数No-load Parameters		负载参数Load Parameters			整机允许力矩 Allowable Torque Motor		电机重量 Motor Weight kg
			转速Speed r/min	电流Current A	转速Speed r/min	力矩Torque mN.m	电Current A	GK8.5 mN.m	GK13 mN.m	
ZDMJ-3	60	24	3000	0.6Max.	2500	229	4.0	1320	2000	1.2

外形图 Dimensiond (单位Unit:mm)

减速器附有安装用螺丝Mounting screws are included with gearhead

● 导线型 Lead Wiring Type

重量 Weight：电动机 Motor：1.2kg 减速器 Gearhead：0.8kg



电动机型号 Motor Model	减速器型号 Gearhead Model	减速比 Gear Ratio
ZDMJ-3	GK□	8.5
		13

● 减速器型号的□中为减速比的数值

Enter the gear ratio in the box(□)within the model name

主要技术要求 Main Data

- 1.基本技术参数：DC24V,60W,2500RPM S1,B CLASS,IP40
- 2.额定力矩：229mN.m
- 3.光机空载噪音：< 50dB,L=40cm
- 4.耐电压：AC660V,1S,泄漏电流 < 5mA
- 5.绝缘电阻：> 50MΩ500V
- 6.工作寿命：4000H
- 7.环保要求：符合ROHS指令

- 1.Basic specification:DC24V,60W,2500RPM S1,B CLASS,IP40
- 2.Rated torque of bare motor:229mN.m
- 3.No-load noise of whole motor:< 50dB,L=50cm
- 4.VE:AC660V,1S,5mA
5. Insulation resistance > 50MΩ500V
- 6.Life:4000H
- 7.Ambient request:ROHS