


ZDF3尺寸图

ZDF3 SIZE CHART



规格 · 连续额定 Specification And Continuous Rating

| 型号 Model | 输出功率 Output Power | 电压 Voltage | 频率 Frequency | 额定电流 Rated Current | 额定转矩 Rated Torque | 额定转速 Rated Speed | 堵转转矩 Locked Rotor Torque | 堵转电流 Locked Rotor Current | 绝缘等级 Insulation Grade |
|---------------------------------|----------------------|---------------|-----------------|-----------------------|----------------------|---------------------|-----------------------------|------------------------------|--------------------------|
| | W | V | Hz | A | N.m | r/min | N.m | A | |
| ZDF3-25H□-100S(B) | 100 | 200 | 60 | 0.60 | 0.56 | 1700 | 1.22 | 2.59 | F |
| | | 220 | 50 | 0.74 | 0.67 | 1410 | 1.85 | 1.10 | |
| ZDF3-25H□-100S ₃ (B) | | 380 | 50 | 0.43 | 0.67 | 1410 | 1.85 | 1.64 | |
| | | 460 | 60 | 0.41 | 0.55 | 1730 | 2.00 | 1.80 | |

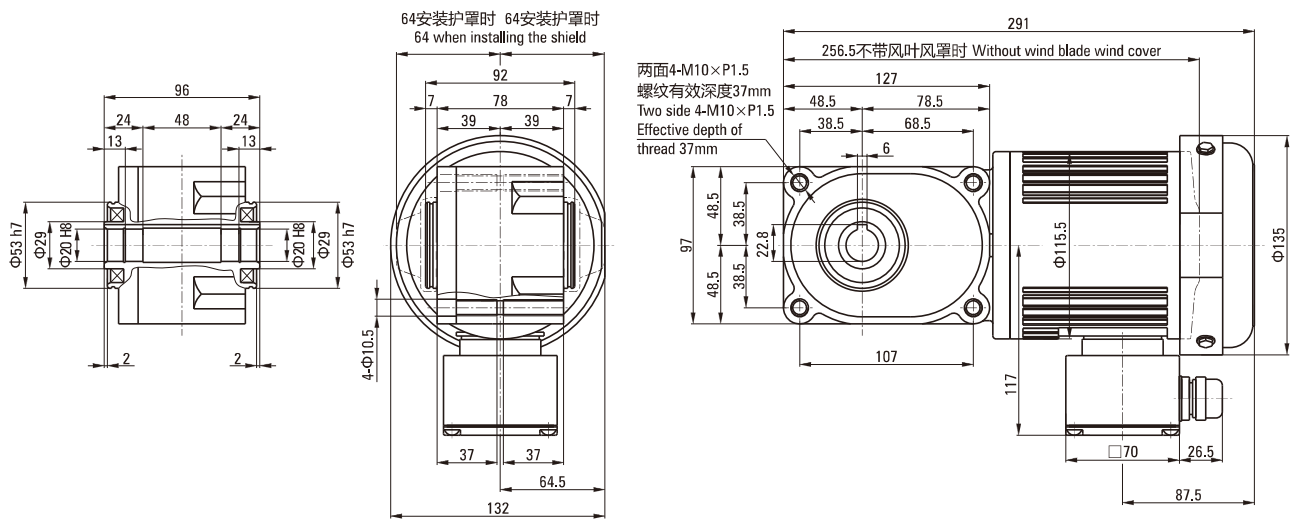
| 型号 Model | 输出功率 Output Power | 电压 Voltage | 频率 Frequency | 额定电流 Rated Current | 额定转矩 Rated Torque | 额定转速 Rated Speed | 堵转转矩 Locked Rotor Torque | 堵转电流 Locked Rotor Current | 绝缘等级 Insulation Grade |
|---------------------------------|----------------------|---------------|-----------------|-----------------------|----------------------|---------------------|-----------------------------|------------------------------|--------------------------|
| | W | V | Hz | A | N.m | r/min | N.m | A | |
| ZDF3-22A□-100S(B) | 100 | 200 | 60 | 0.60 | 0.56 | 1700 | 1.22 | 2.59 | F |
| | | 220 | 50 | 0.74 | 0.67 | 1410 | 1.85 | 1.10 | |
| ZDF3-22A□-100S ₃ (B) | | 380 | 50 | 0.43 | 0.67 | 1410 | 1.85 | 1.64 | |
| | | 460 | 60 | 0.41 | 0.55 | 1730 | 2.00 | 1.80 | |

| 功率 Power | 孔径/轴径 Aperture/Axis Diameter | 减速比 Reduction Ratio | 输出轴转速 Output Shaft Speed | 输出轴容许转矩 Output Shaft Torque | | 输出轴容许 Output Shaft Tolerance | | 输出轴容许 Output Shaft Tolerance | |
|-------------|---------------------------------|------------------------|-----------------------------|--------------------------------|-------|---------------------------------|-----|---------------------------------|-----|
| | | | r/min | N.m | kgf.m | N | kgf | N | kgf |
| 100 | 20/18 | i | 50Hz | 50Hz | 50Hz | N | kgf | N | kgf |
| | | 5 | 300 | 2.50 | 0.260 | 980 | 100 | 244 | 25 |
| | | 7.5 | 200 | 3.80 | 0.390 | 1080 | 110 | 270 | 28 |
| | | 10 | 150 | 5.20 | 0.530 | 1180 | 120 | 294 | 30 |
| | | 12 | 125 | 6.50 | 0.660 | 1270 | 130 | 316 | 32 |
| | | 15 | 100 | 7.70 | 0.790 | 1320 | 135 | 333 | 34 |
| | | 20 | 75.0 | 10.8 | 1.100 | 1470 | 150 | 373 | 38 |
| | | 25 | 60.0 | 13.0 | 1.300 | 1570 | 160 | 392 | 40 |
| | | 30 | 50.0 | 16.0 | 1.600 | 1670 | 170 | 422 | 43 |
| | | 40 | 37.5 | 21.0 | 2.100 | 1810 | 185 | 451 | 46 |
| | 50 | 30.0 | 25.0 | 2.600 | 1860 | 190 | 471 | 18 | |
| | 60 | 25.0 | 31.0 | 3.200 | 1860 | 190 | 471 | 48 | |
| | 25/22 | 80 | 18.8 | 39.0 | 4.000 | 2550 | 260 | 637 | 65 |
| | | 100 | 15.0 | 49.0 | 5.000 | 2550 | 260 | 637 | 65 |
| | | 120 | 12.5 | 59.0 | 6.000 | 2550 | 260 | 637 | 65 |
| | | 160 | 9.40 | 78.0 | 8.000 | 2550 | 260 | 637 | 65 |
| | | 200 | 7.50 | 98.0 | 10.01 | 2550 | 260 | 637 | 65 |
| | | ※240 | 6.30 | 101 | 10.31 | 2550 | 260 | 637 | 65 |

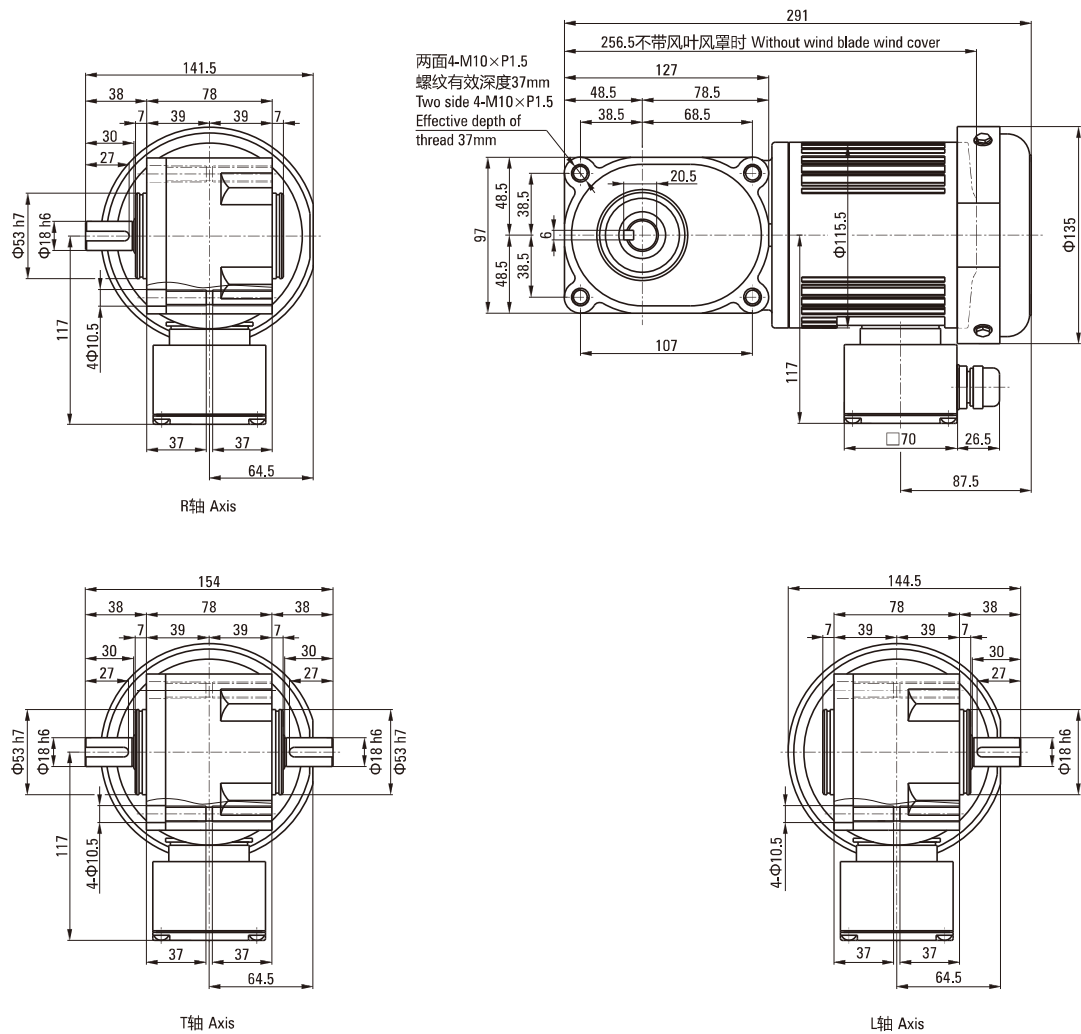
注：带※号的为转矩力限制机种，使用时请阅读本表。 Note: The number for the torque limit model, please read this table.

外形图 OUTLINE DRAWING

ZDF3-20H5~60-100-S(B) ZDF3-20H5~60-100-S₃(B)

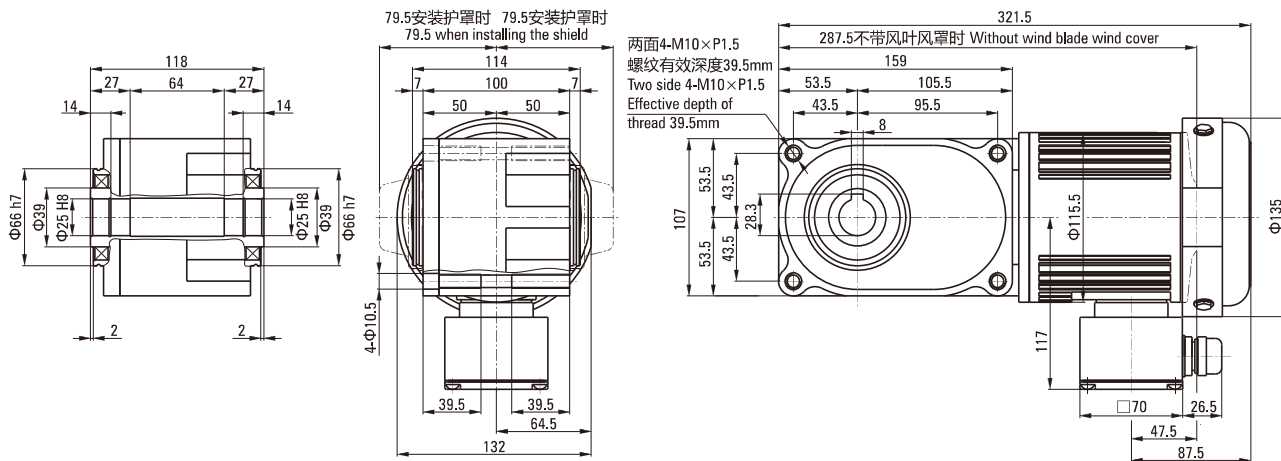


ZDF3-18A5~60-100-S(B) ZDF3-18H5~60-100-S₃(B)



外形图
OUTLINE DRAWING

ZDF3-25H80~240-100-S(B) ZDF3-25H80~240-100-S₃(B)



ZDF3-22A80~240R-100-S(B) ZDF3-22A80~240R-100-S₃(B)

