

无励磁动作型电磁制动电动机 POWER OFF ACTIVATED TYPE ELECTROMAGNETIC BRAKE MOTOR

■ 25W □ 80mm



规格 Specs / 电动机 Motor

- 没有内藏简易制动 This type of motor does not contain a built-in simple brake mechanism.

型号 Model · 类型 Type 导线型 Lead Wire Type	额定 Rating	输出功率 Output power	电压 Voltage	频率 Frequency	电流 Current	启动转矩 Starting Torque	额定转矩 Rated Torque	额定转速 Rated Speed	电容器容量 Capacitor
齿轮轴型 Pinion Shaft		W	V	Hz	A	mN.m	mN.m	r/min	μF
4RK25GN-AM	30min	25	1ph 100	50	0.59	160	200	1250	10
4RK25GN-EM	30min	25	1ph 110	60	0.45	140	165	1550	8.0
			1ph 120		0.50				
4RK25GN-CM	30min	25	1ph 220	50	0.29	140	200	1250	2.2
			1ph 230		0.30	160			
4RK25GN-HM	30min	25	1ph 220	60	0.35	140	165	1550	-
			1ph 230						
4RK25GN-SM	30min	25	3ph 220	50	0.185	350	200	1250	-
				60	0.170	250	165	1550	

- 各种安全规格以电动机铭牌上的型号取得认定。
When the motor is approved under various safety standards, the model name on the nameplate is the approved model name.
- (P): 此为配件选项, 如需要此功能, 型号后需带 "P"。
This option for the parts, such as the need for this feature, models need to bring "P".
- 电动机温度下降后会自动恢复运行, 故在进行检查作业时请务必事先切断电源。
When the motor temperature drops, the thermal protector closes and the motor restarts. Be sure to turn the motor off before inspecting.
- 注: "-A" 型号中电压为110V时, 配置电容器容量以实际铭牌为准。
Note: "-A" it means the voltage 110V, the assembly capacitor value it is according to the label.

装有减速器时的容许转矩 Gear Motor-Torque Table

- 减速器·中间减速器另售。● 电动机型号的□中为表示带端子箱型的记号(T)。
Gearhead and mid-gearbox can be sold separately. Enter the code that represents the terminal box type (T) in the box (□) within the model name.
- 减速器型号的□中为减速比的数值。□色表示与电动机同一方向运转, 其他则为相反方向。
Enter the gear ratio in the box (□) within the model name.
The colored background □ indicates the same rotating direction of the motor while the rotating direction of others are opposite.
- 转速是以电动机的同步转速 (50Hz:1500r/min、60Hz:1800r/min) 为基准除以减速比而算出来的数值。实际转速将随负载大小变化而比所示数值减少2%~20%左右。
The speed is calculated by dividing the motor's synchronous speed (50Hz:1500r/min、60Hz:1800r/min) by the gear ratio. The actual speed is 2%~20% less than the displayed value, depending on the size of the load.
- 希望以大于下表的减速比进行进一步减速时, 可在电动机与减速器之间安装减速比为10的中间减速器。这时的容许转矩为8N·m。
To reduce the speed beyond the gear ratio in the table, attach a mid-gearbox (gear ratio:10) between the gearhead and motor. In that case, the permissible torque is 8N·m.

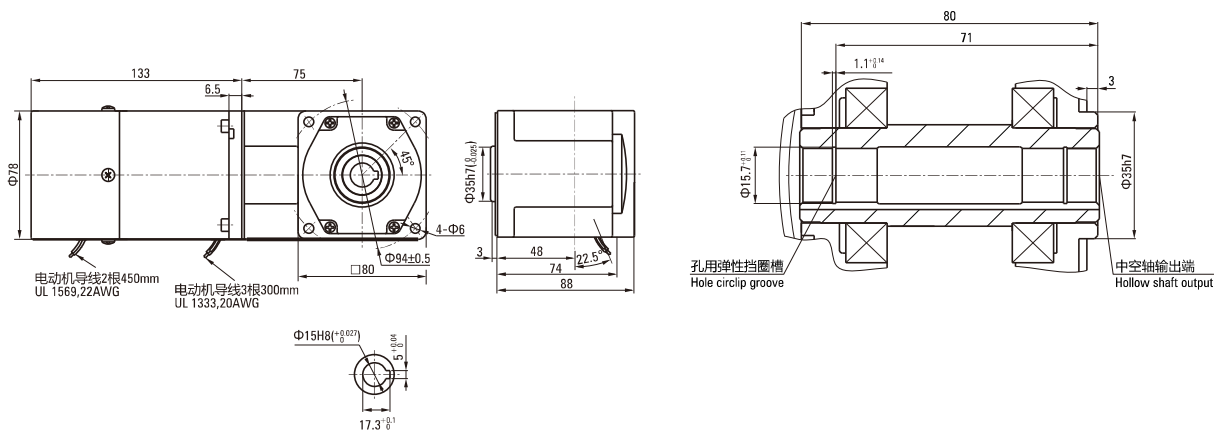
弧锥直角 SPIRAL BEVEL RIGHT ANGLE

容许力矩单位 Allowance Torque Unit: 上段 Upside (N.m) / 下段 Belowside (kgf.cm)

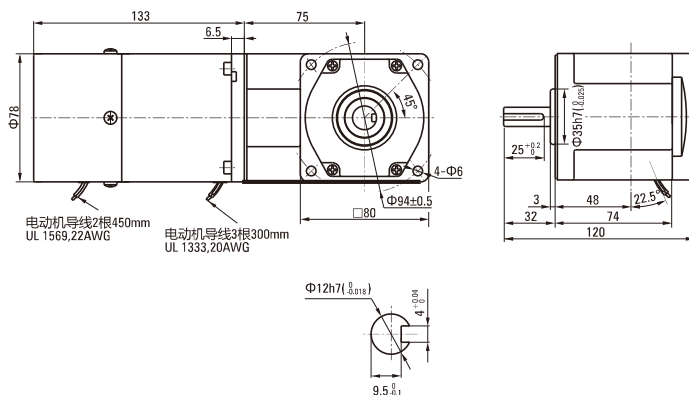
机型 Type		减速比 Gear Ratio	7.5	9	12.5	15	18	25	30	36	50	60	75	90	100	120	150	180	
电动机/减速器 Motor/Gearhead	转速 Speed r/min	50Hz	200	166	120	100	83	60	50	41	30	25	20	16	15	12	10	8	
		60Hz	240	200	144	120	100	72	60	50	36	30	24	20	18	15	12	10	
4RK25GN-AM□ 4RK25GN-EM□ 4RK25GN-CM□ 4RK25GN-HM□ 4RK25GN-SM□	4GN□RC 4GN□RT	容许力矩 Allowance Torque	50Hz	0.99	1.18	1.64	1.97	2.37	3.29	3.95	4.73	6.58	7.10	8.00	8.00	8.00	8.00	8.00	8.00
			60Hz	8.12	9.74	13.5	16.2	19.5	27.1	32.5	39.0	54.1	58.4	73.0	80.0	80.0	80.0	80.0	80.0
		50Hz	10.1	12.1	16.8	20.1	24.2	33.5	40.3	48.3	67.1	72.5	80.0	80.0	80.0	80.0	80.0	80.0	
		60Hz	0.80	0.95	1.33	1.59	1.91	2.65	3.18	3.82	5.30	5.73	7.16	8.00	8.00	8.00	8.00	8.00	

电机尺寸图 Motor Size Chart

4RK25GN-AM□/4GN□RC 4RK25GN-CM□/4GN□RC
4RK25GN-EM□/4GN□RC 4RK25GN-HM□/4GN□RC 4RK25GN-SM□/4GN□RC



4RK25GN-AM□/4GN□RT 4RK25GN-CM□/4GN□RT
4RK25GN-EM□/4GN□RT 4RK25GN-HM□/4GN□RT 4RK25GN-SM□/4GN□RT



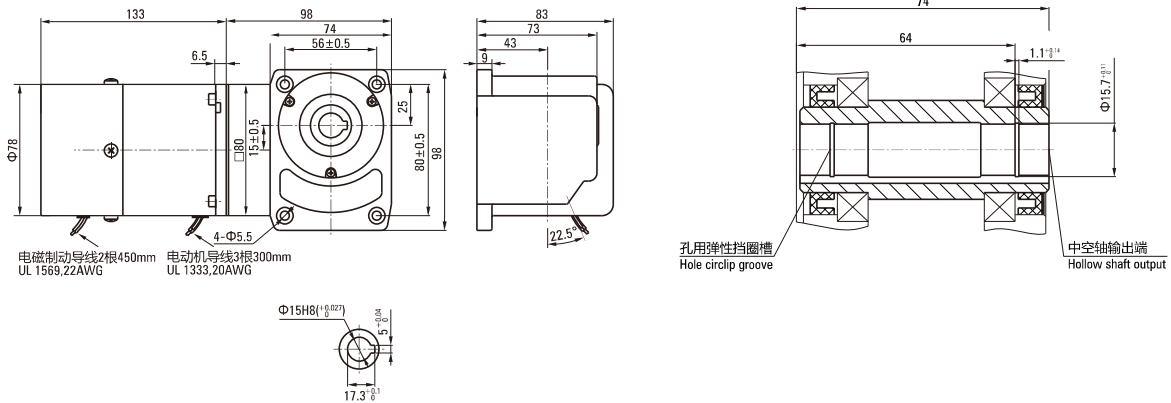
蜗轮蜗杆直角 WORM GEAR RIGHT ANGLE

容许力矩单位 Allowance Torque Unit: 上段 Upside (N.m) / 下段 Belowside (kgf.cm)

机型Type 电动机/减速器 Motor/Gearhead	减速比Gear Ratio	转速Speed r/min	7.5	9	12.5	15	18	25	30	36	50	60	75	90	100	120	150	180		
			50Hz	200	166	120	100	83	60	50	41	30	25	20	16	15	12	10	8	
60Hz	240	200	144	120	100	72	60	50	36	30	24	20	18	15	12	10				
4RK25GN-AM□ 4RK25GN-EM□ 4RK25GN-CM□ 4RK25GN-HM□ 4RK25GN-SM□	4GN□RH 4GN□RA	容许力矩 Allowance Torque	50Hz	0.58	0.70	0.97	1.16	1.39	1.93	2.32	2.78	3.87	4.64	5.80	6.96	7.74	8.00	8.00	8.00	
			60Hz	0.58	0.70	0.97	1.16	1.39	1.93	2.32	2.78	3.87	4.64	5.82	6.96	7.74	8.00	8.00	8.00	
		50Hz	5.92	7.10	9.87	11.8	14.2	19.7	23.7	28.4	39.5	47.4	59.2	71.0	78.9	80.0	80.0	80.0		
		60Hz	5.92	7.10	9.87	11.8	14.2	19.7	23.7	28.4	39.5	47.4	59.2	71.0	78.9	80.0	80.0	80.0		

电机尺寸图 Motor Size Chart

4RK25GN-AM□/4GN□RH 4RK25GN-CM□/4GN□RH 4RK25GN-EM□/4GN□RH 4RK25GN-HM□/4GN□RH 4RK25GN-SM□/4GN□RH



4RK25GN-AM□/4GN□RA 4RK25GN-CM□/4GN□RA 4RK25GN-EM□/4GN□RA 4RK25GN-HM□/4GN□RA 4RK25GN-SM□/4GN□RA

